

Reporting and Analysis

Introduction

Data analysis is a fundamental action in a company. It is the basis of numerous decisions: logistic choices, technical choices, financial choices, HR choices, strategic choices. Having analysis tools and tools to reconstitute data is essential.

There are several types of restitution and of use:

There are restitutions by business applications which execute complex algorithms (e.g. calculation of the service rate).

There are restitutions of indicators (KPI) which provide the synthetic information necessary to be able to have a clear vision of the effective functioning of a process. This kind of information can be compared to a reference value (target). It enables to observe the evolution of an indicator and to notice the gap with the target value which has been set (Dashboard).

Some restitutions can be published in real time, in order to facilitate the decision making by providing arguments (Publication in workshops).

Warnings can be generated to warn the users of an anormal event or situation. The warning is pre-set thanks to the Warning.

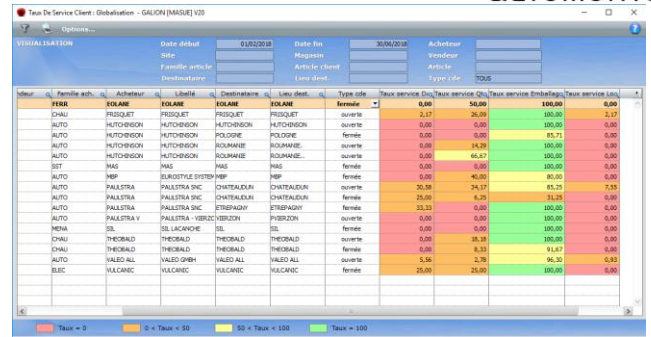
Reports are made. They are collections of available pre-formatted extractions, among which some are used daily and others are used upon request. There reports are generally used to manage the company in its operational processes (Report).

The data analyses (Business Intelligence) based on external tools external (GBIWP – Diver - Dimensional Insight, Power BI – Microsoft, etc.) enable to have indicators and views in a dynamic way.

The tools available with GALION Automotive

Business reports

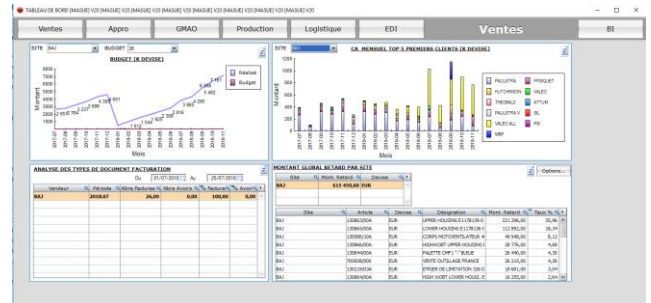
This data is restituted by the software. The constitution is executed with an IT process and its restitution is generally conditioned by a user filter.



Client	Date début	Date fin	Service	Service	Service	Service	Service
FERR	01/01/2013	31/12/2013	0,00	50,00	100,00	100,00	0,00
CHAU	01/01/2013	31/12/2013	2,17	26,09	100,00	100,00	2,17
AUTO	01/01/2013	31/12/2013	0,00	0,00	100,00	100,00	0,00
AUTO	01/01/2013	31/12/2013	0,00	0,00	85,71	100,00	0,00
AUTO	01/01/2013	31/12/2013	0,00	34,29	100,00	100,00	0,00
AUTO	01/01/2013	31/12/2013	0,00	65,71	100,00	100,00	0,00
BST	01/01/2013	31/12/2013	0,00	0,00	100,00	100,00	0,00
AUTO	01/01/2013	31/12/2013	0,00	40,00	80,00	100,00	0,00
AUTO	01/01/2013	31/12/2013	30,38	24,17	83,33	73,93	0,00
AUTO	01/01/2013	31/12/2013	25,00	6,25	33,33	0,00	0,00
AUTO	01/01/2013	31/12/2013	33,33	0,00	100,00	100,00	0,00
AUTO	01/01/2013	31/12/2013	0,00	0,00	100,00	100,00	0,00
MEVA	01/01/2013	31/12/2013	0,00	0,00	100,00	100,00	0,00
CHAU	01/01/2013	31/12/2013	0,00	18,18	100,00	100,00	0,00
CHAU	01/01/2013	31/12/2013	0,00	6,33	91,67	100,00	0,00
AUTO	01/01/2013	31/12/2013	5,56	2,78	96,30	8,83	0,00
BUC	01/01/2013	31/12/2013	25,00	25,00	100,00	0,00	0,00

Dashboard of indicators

GALION Automotive has a « report » module from which restitutions of indicators are determined (the dashboard of indicators is available in the menu). These indicators are pre-provided and they can be or not activated. From these indicators, it is possible to launch the business application.



Workshop Publication

The workshop publication enables to constitute some data on the server and to transfer the data for it to be displayed on remote machines. This display can be scheduled and cover several data tables.

Publication of stock situation (screenshot)

Article	Désignation	Qté PTF	Qté Stock	CMJ	CCUV
431DC2	OUTIL_FOND/EMBOUT. MOYEU RENAULT	1	0	0	0
402DC2	OUTIL_ASSEMBL. & SPECIFIQUE RENAULT	1	0	0	0
437DC2	OUTIL_USINAGE SPECIFIQUE RENAULT	1	0	0	0
4N1N3	ALTERNATIVE PACKAGING NISSAN	15	0	0	0
C3G95CA	DAMPER CACUTCHOUC	1320	0	318	0
C37895DIVB	FOULIE AMORTISSEUR DE VIBRATIONS	240	0	0	0
C37895DIVE	FOULIE FILTRANTE RENAULT	150	0	0	0

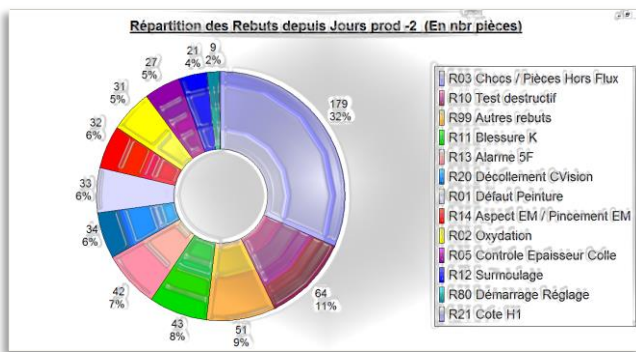
Article	Libellé	Gestionnaire	Stock
ACBEN_MP	Axeur MP barre	MAN_GEST	6
AD-800001	PLAQUETTE BOX 06432	ACL_GEST	-1
AD-E20002	EURO PALLET 1200*800	ACL_LMB	-1
AD-E30001	COUYER	ACL_LMB	-1
AD-556342BRU	ANNEAU LEVAGE BRUT	ACL_GEST	-1
AKB_358014	Plaque 358014	AKBONO	3
AKRC_870	Out 870 SUPPORT 719428/55099R		
AKRK_870	Out 870 GRILLE LUNETTE		
AKRK_871	Out 870 KIT GRILLE LUNETTE		
SLM0047	LESSETES DEGRASSANTES 3M	MAN_GEST	1
SLM0048	DISQUE PEELING 100MM 3M	MAN_GEST	1
SPR0125	VERREUX SUP. CENT. AU-800 6V	MAN_GEST	1
SPR0126	BETATRIQUE 3444 150M	MAN_GEST	1
SPR0127	VERREUX QUARTI-ROSETTE 800V 6V	MAN_GEST	1
SPR0128	JOINT U-RING TIRE VA 120	MAN_GEST	1
SPR0129	PREPAREE 600X 207 BOSTON 100M	MAN_GEST	1
SPR0130	VERREUX 800V 6V 800 10-100000000	MAN_GEST	1
SPR0131	COL. ARISON A300 CARTOUCHE/EM	MAN_GEST	1
SPR0132	BAL. 4022 (RETTI) 100MM 3M	MAN_GEST	1
SPR0133	COUVERTEUR 1000 120 0H	MAN_GEST	1
SPR0134	CARTES GALVA 344 (2000000000)	MAN_GEST	1
SPR0135	DISPOSITIF 1000 120 0	MAN_GEST	1
SPR0136	PALETTE 1000X1000 LEVAGE	MAN_GEST	1
SPR0137	BALIS 3800 TRANSPARENT 200X100	MAN_GEST	1
SPR0138	120 CARTES 613	MAN_GEST	1
SPR0139	CORRE. C32-C33-C34	MAN_GEST	1
SPR0140	DISQUE PEELING 100MM 3M 1000000000	MAN_GEST	1
SPR0141	VERREUX 1000X1000 1000	MAN_GEST	1
FORMATION			
GAL1003	PALETTE 1000X1000 40X	MAN_GEST	1
GAL1006	PALETTE P1210	GALIA	-1

Multidimensional analysis « Business Intelligence »

The software enables analyses by accessing to market softwares. GALION Solutions provides a catalogue which facilitates the construction of analyses. It is then possible to have dashboards such as below.



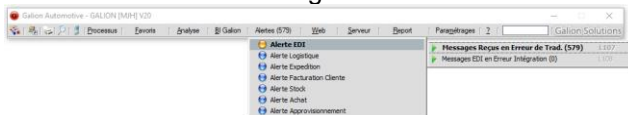
Publication of the evolution of scrap



Warning Publication

Sending alerts towards user groups is viewable directly in the GALION menu.

Example generated on the monitoring of the translations of EDI messages



By selecting a line precisng the exceptions, the user can see the details of the line.

Business reports

The software enables to redact reports dedicated to user groups. These reports can have filters which are proposed before execution. Here is an example of a simple report: